

HIKVISION EUROPE

Monthly External Technical Newsletter

CONTENTS

New Firmware / Software Release
Product How to
Product Q&A
Declaration of Conformity

February 2025

Main Contents

01 New Firmware / Software Release

- Channel CCTV

02 Product How to

- How to enroll cards with master card
- How to cancel door open time for turnstile application

03 Product Q&A

- Can the message-leaving function on the indoor station apply to the main station leaving messages on the indoor station?
- What is the registration logic from the indoor station to the door station?
-

04 Declaration of Conformity

Editor-in-Chief: John Wu / Editor: David Jin / Executive Editor: Effie Ding



Contributions and feedback

An informative and inspiring newsletter needs your continual contributions and feedback. Please feel free to submit your comments to product.eu@hikvision.com.

01 New Firmware / Software Release

Channel CCTV

NVR	DS-7616NXI-I2/S(E) DS-7716NXI-I4/S(E) DS-9616NXI-I8/S(E) DS-7608NI-M2 DS-7732NI-M4 DS-96128NI-M16 iDS-7608NXI-M2/8P/X iDS-7716NXI-M4/16P/X iDS-96128NXI-M16R/X	V5.04.050 build250124	<ul style="list-style-type: none">• Support Privacy Protection function for 7 & 8 series mosaic cameras• Support Time Zone lock function on local GUI• OTAP supports transparent transmission of ISAPI subscription, which is compatible with 2T47G1 solar camera for OTAP access, and avoids failure to receive corresponding alarms• Support to configure the White Light Mode between Solid and Flashing for thermal cameras• Support search box for filtering of all the channel lists on local GUI
NVR	DS-7604NXI-K1(D) DS-7608NXI-K1(D) DS-7708NXI-K4/8P(D)	V 4.83.014 build250114	<ul style="list-style-type: none">• GUI interface optimization• AcuSearch function optimization
DVR	DS-7232HGHI-M2 iDS-7216HQHI-M1/E(C)(1x2T) DS-7116HQHI-K1(E)	V4.75.020 build 250109	<ul style="list-style-type: none">• Replace the new hardware chip, can't degrade to old version

Note: Get the firmware via searching specific models in Hikvision official websites (Global or EU).

02 Product How to

How to enroll cards with master card

Preparation:

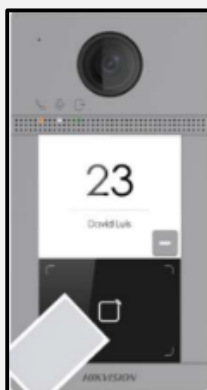
DS-KV8113-WTE1(C) / DS-KV6113-WTE1/ KD8003-IME1 door station

Mifare cards/tags (ICS50/ DS-K7M102-M)

Step 1. Enable enrollment process

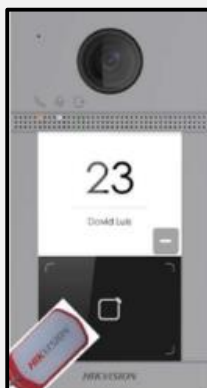
Master card is part of door station equipment.

Present master card once at reader. You will hear "beep, beep".



Step 2. Add cards/tag

Present all the cards/tags to the reader one by one. Each successful attempt will be confirmed with a confirmation "beep" tone.



Step 3. Exit enrollment process

Present the master card again to exit recording mode. You will hear a "beep, beep" to confirm.

Note: After 15 s without any action, the intercom station automatically exits enrollment process.

Step 4. Test

Present all user cards and check if they can open the door. Successful authorization is required.

02 Product How to

How to cancel door open time for turnstile application

Preparation

DS-K2602T controller version 1.1.1 build 231108 and above

Software: HCP/IVMS

3rd party turnstile

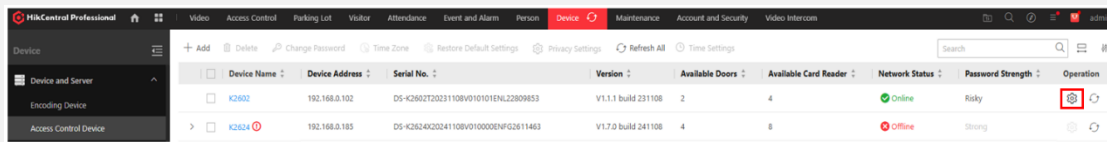
Application scenario. Purpose

3rd party turnstile. We give a signal to the turnstile to open for 20 seconds, for example. And access through the turnstile is free. During these 20 seconds, more than one person can pass. With this logic, we use a Hall sensor (like a magnetic contact) that monitors whether the turnstile has rotated and stops access (we lock the turnstile, even if the time has not expired).

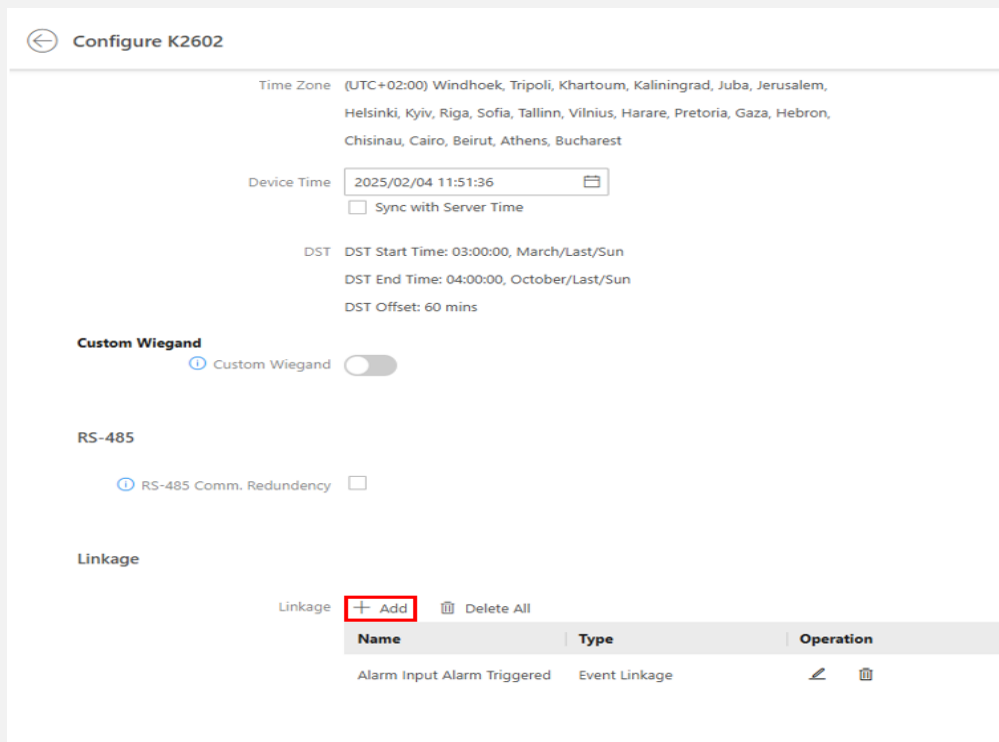
How to Configuration

Create linkage between case input 1 and the Access point. Open HCP software.

Step 1: Go to Device → Access Control Device. Select controller Remote configuration button.



Step 2: Add new Event Linkage



02 Product How to

How to cancel door open time for turnstile application

For Event type select Alarm Input Event and Alarm Input Alarm Triggered. Source Casein 01.

Event Source

Linkage Type

☒ Event Linkage

☐ Card Linkage

☐ Person Linkage

Event Type

Alarm Input Event

Alarm Input Alarm Triggered

All

Casein 01

Select Linkage action with Access Point. Turnstile door and Lock status.

Linkage Target

Buzzing

Capture

Alarm Output

Zone

Access Point

Name	Linkage Status
Turnstile	Lock

Step 3: Save configuration.

03 Product Q&A

Question 1 - Can the message-leaving function on the indoor station apply to the main station leaving messages on the indoor station?

Answer:

Not currently, only the door station can leave messages for the indoor station, and the main station cannot leave messages for the indoor station.

Question 2 - What is the registration logic from the indoor station to the door station?

Answer:

After the indoor station finishes booting, it will randomly initiate registration to the door station after 1-15 seconds.

Registration cycle is the last 2 digits of the serial number * 6 + 600 seconds.

When the power is on, if the indoor station starts up before the door station, when the indoor station initiates registration, the door station does not start up and finish (or does not turn on) and does not give a response, it will wait for the next registration cycle before it initiates registration, which requires a random wait of 10-20 minutes according to the serial number of indoor station.

Question 3 - What is the live view time limitation in the android indoor station internal Hik-Connect?

Answer:

It is limited by Hik-Connect, streaming limitation is only 5 minutes, and intranet direct connection or P2P is unlimited time.

Question 4 - What does the indoor station 10200 error code mean?

Answer:

The connection times out, please check whether the video source is online, or the video source IP/port is correct. The error code is 10200.

Cause: the video source is not online, or the video source IP/port is wrong. Measures: Check the IP and port configuration to confirm that the video source device is normally online.

Question 5 - How does the KH6220-LE1 unlock 2?

Answer:

Long press the unlock button to unlock 2, short press the unlock button to unlock 1

04 Declaration of Conformity



EU Declaration of Conformity - did you know we have a search engine where you can download individual product statements of conformity? Your product search will produce a declaration in alignment with the European Union harmonization legislation right [here](#).

05 Survey

An informative and inspiring newsletter needs your continual contributions and feedback, please feel free to submit your comments in this survey by clicking the link or scanning QR code: <https://www.surveymonkey.com/r/8GFLXDZ>

It will take you 2 minutes to complete. Thanks for your time in advance.

Hikvision Europe Monthly External Technical Newsletter Survey

