

# ***HIKVISION EUROPE***

## **Monthly External Technical Newsletter**

---

### **CONTENTS**

**New Firmware / Software Release  
Product How to  
Product Q&A**

**January 2025**

# Main Contents

## 01 New Firmware / Software Release

- Channel CCTV

## 02 Product How to

- Dual-VCA search PK Smart Search PK AcuSearch

## 03 Product Q&A

- Why I can't search target when doing AcuSearch on NVR?
- On NVR 5.0, why it can't do Dual VCA search by Motion, but support to do Dual VCA search by Line crossing & by Intrusion?
- Can I do AcuSearch with third party analog camera on DVR?
- .....

*Editor-in-Chief: John Wu | Editor: David Jin | Executive Editor: Effie Ding*



### Contributions and feedback

An informative and inspiring newsletter needs your continual contributions and feedback. Please feel free to submit your comments to [product.eu@hikvision.com](mailto:product.eu@hikvision.com).



# 01 New Firmware / Software Release

Channel CCTV

IPC	DS-2DE2C200MWG/W DS-2DE2C400MWG/W	V5.8.21 build250103	<ul style="list-style-type: none"><li>PT camera self-check strategy adjustment</li><li>Update Wi-Fi driver and firmware</li></ul>
DVR	DS-7208HGHI-M1/T	V4.83.600 build 241230	<ul style="list-style-type: none"><li>Support reset password by using a newly email</li><li>Added Select Region &amp; Language</li><li>Added compatibility with a 1TB hard drive</li><li>Russian multi-language pack support Arabic</li><li>Optimize the playback function on Hik-Connect.</li><li>Delete the PeanutHull of DDNS Type</li></ul>
DVS	iDS-6716HUHI-M	V4.70.112 build 250107	<ul style="list-style-type: none"><li>Replace the new hardware chip, can't degrade to old version</li></ul>
NVR	DS-7604NXI-K1 DS-7604NXI-K1/4P DS-7608NXI-K2 DS-7608NXI-K2/8P DS-7708NXI-K4 DS-7708NXI-K4/8P	V4.83.013 build241227	<ul style="list-style-type: none"><li>Due to POE chip switching, it is not supported to revert to versions before the factory version</li></ul>
NVS	DS-7102NI-S1/W DS-7104NI-S1/W	V4.32.203build241230	<ul style="list-style-type: none"><li>IPC defaults to disabling dynamic analysis</li><li>Remove the forced restart IPC function when NVS restarts</li></ul>

Note: Get the firmware via searching specific models in Hikvision official websites (Global or EU).

## 02 Product How to

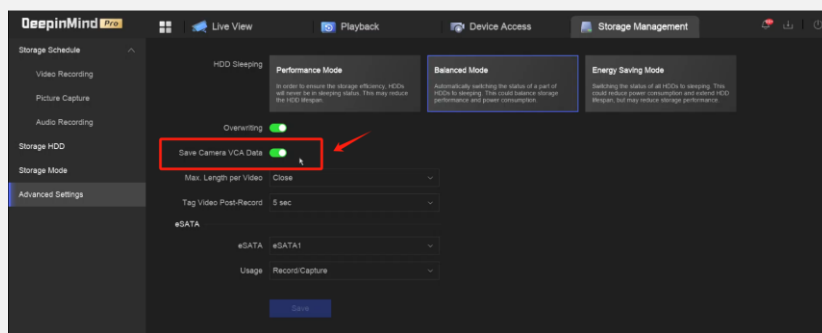
### Dual-VCA search PK Smart Search PK AcuSearch

#### 1. Dual-VCA Search

Dual-VCA Search supports to searching video clips triggered by VCA events in the playback interface.

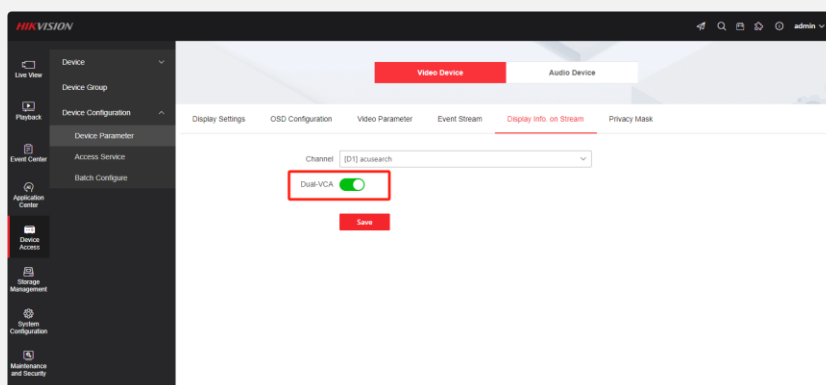
##### 1.1 Enable Save Camera VCA on NVR

On NVR local GUI, go to Storage Management - Advanced Settings to enable Save Camera VCA Data.



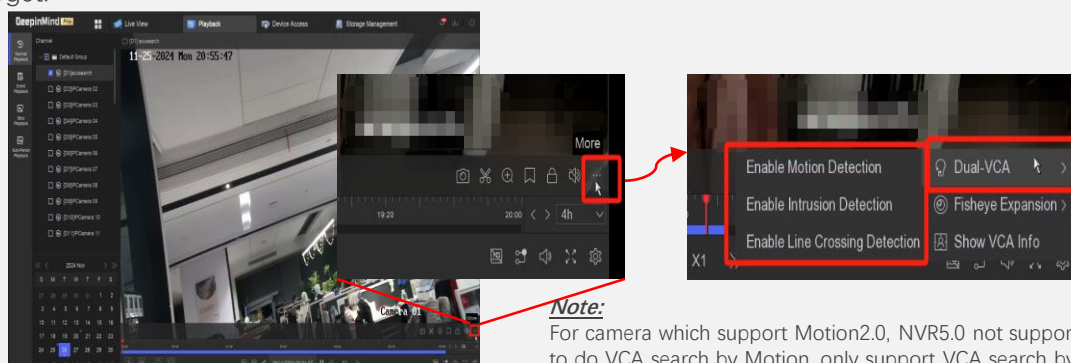
##### 1.2 Enable Dual-VCA on camera

Login NVR's web page, go to Device Access – Device Configuration – Device Parameter - Display Info. On Stream to enable Dual-VCA for corresponding channel.



##### 1.3 Dual-VCA Search on NVR

On NVR local GUI, go to Playback tab, choose the channel & date to play recordings, click the More icon to find Dual-VCA Search, we can do Dual-VCA search by Line Crossing, Intrusion. If there is human/vehicle triggered the rule, the recording bar will marked red, which helps to quickly find the target.



**Note:**

For camera which support Motion2.0, NVR5.0 not support to do VCA search by Motion, only support VCA search by Line crossing and by Intrusion;

## 02 Product How to

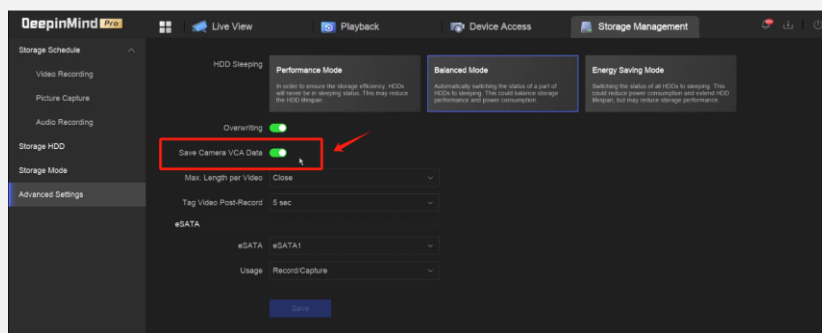
### Dual-VCA search PK Smart Search PK AcuSearch

#### 2. Smart Search

Smart Search supports to searching video clips triggered by human/vehicle target in the playback interface.

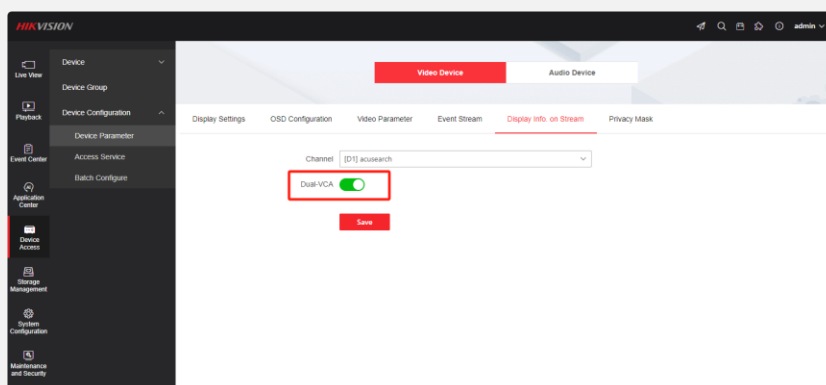
##### 2.1 Enable Save Camera VCA on NVR

On NVR local GUI, go to Storage Management - Advanced Settings to enable Save Camera VCA Data.



##### 2.2 Enable Dual-VCA on camera

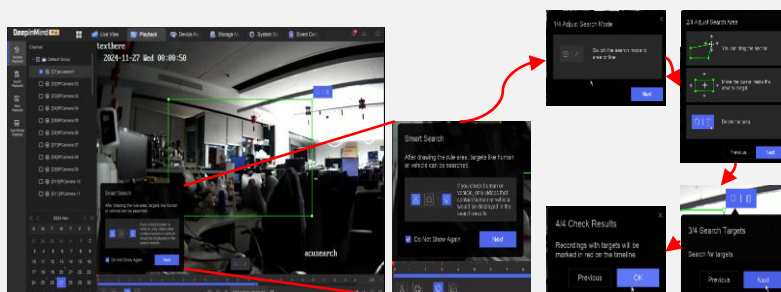
Login NVR's web page, go to Device Access – Device Configuration – Device Parameter - Display Info. On Stream to enable Dual-VCA for corresponding channel.



Smart Search supports to searching video clips triggered by human/vehicle target in the playback interface.

##### 2.3 Smart Search on NVR

On NVR local GUI, go to Playback tab, choose the channel & date to play recordings, click the Smart Search icon, we can draw a box/line rule in the area, if there is human/vehicle triggered the rule, the recording bar will marked red, which helps to quickly find the target.

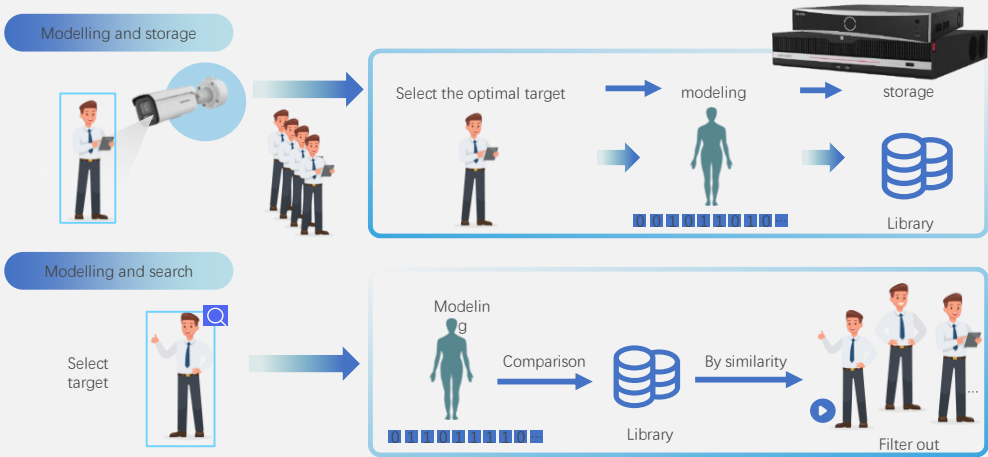


# 02 Product How to

## Dual-VCA search PK Smart Search PK AcuSearch

### 3. AcuSearch

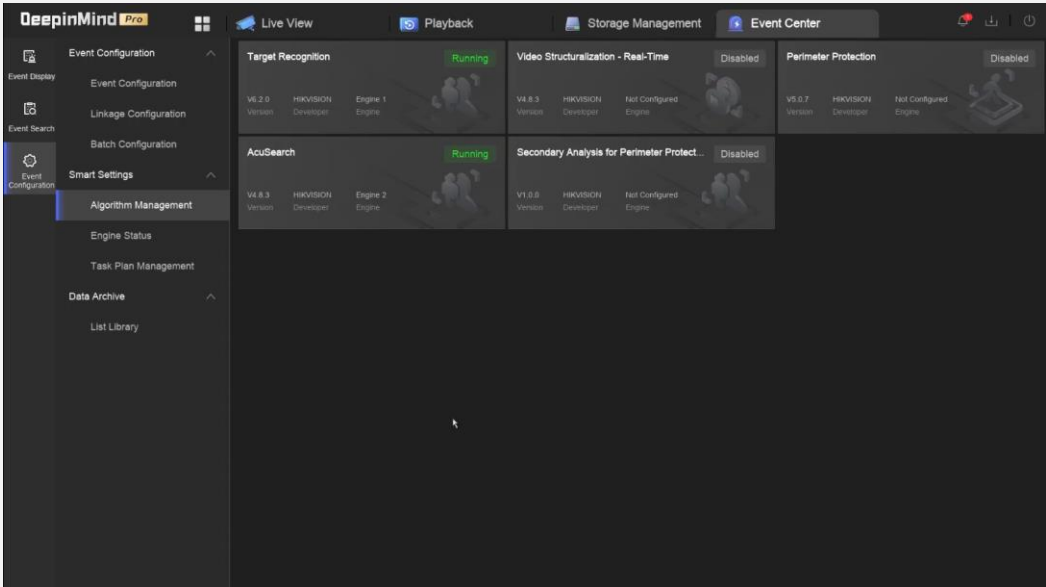
AcuSearch supports to searching human/vehicle target in the playback, and find out related video clips about this target on the historical video of different channels.



#### 3.1 On GUI 5.0

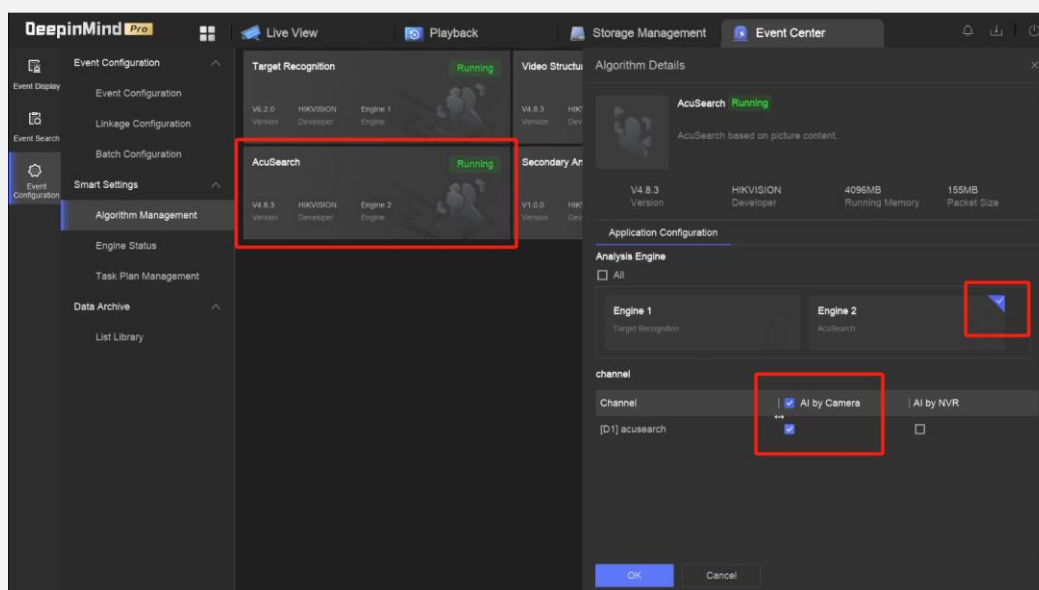
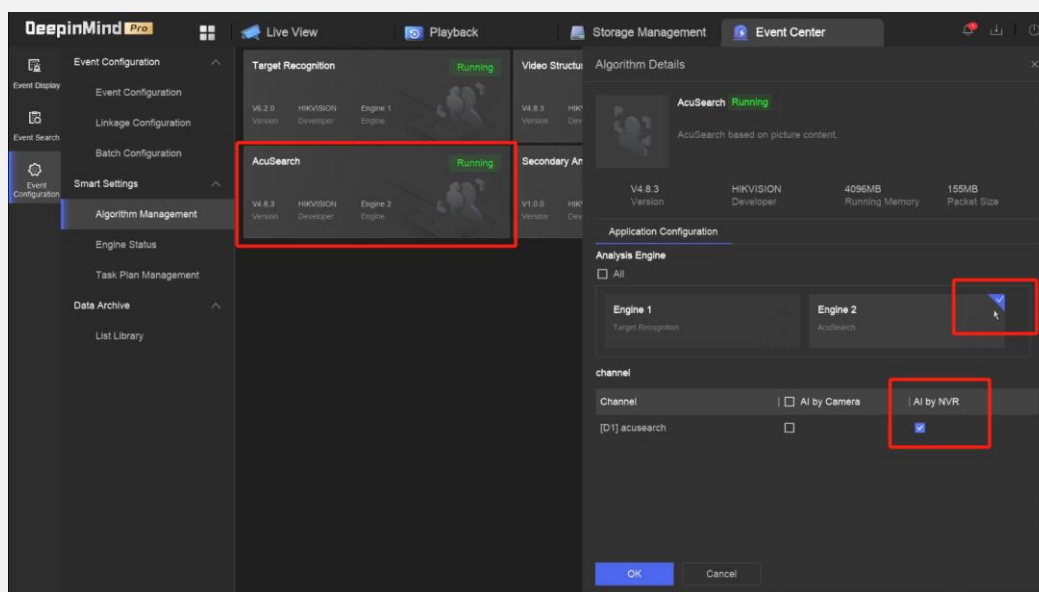
- Enable AcuSearch on Engine Configuration
- On NVR local GUI, go to Event Center – Smart Settings – Algorithm Management to enable AcuSearch, choose the analyze engine, select the channel, and check AI by NVR.

AI by NVR	AI by camera
For each engine, up to 1-ch 8MP / 2-ch 4MP / 4-ch 2MP for AcuSearch, with non-AcuSearch IP cameras or third party IP cameras.	Full channel for AcuSearch, with Hikvision cameras which support AcuSearch function listed on next page.



## 02 Product How to

### Dual-VCA search PK Smart Search PK AcuSearch

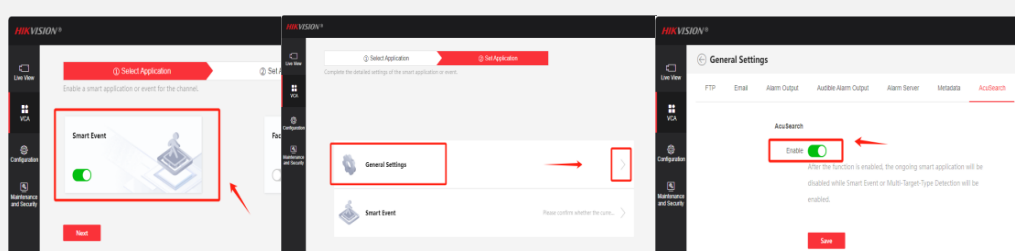


- Enable Save Camera VCA on NVR

On NVR local GUI, go to Storage Management - Advanced Settings to enable Save Camera VCA Data.

- Enable AcuSearch on camera

Login camera's web page, go to VCA – Smart Event – General Settings – AcuSearch to enable AcuSearch.

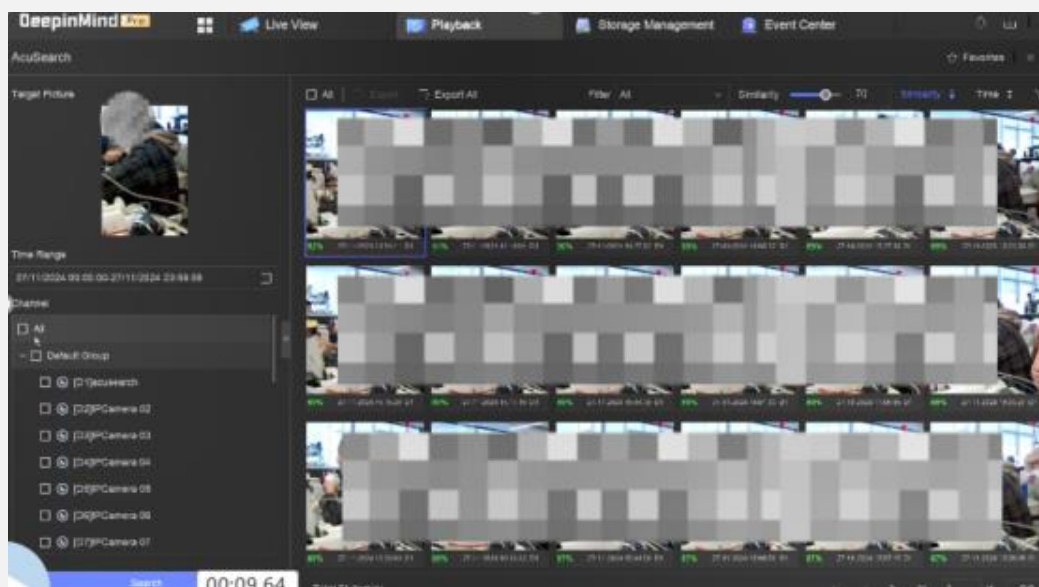


## 02 Product How to

### Dual-VCA search PK Smart Search PK AcuSearch

- Do AcuSearch on Playback

On NVR local GUI, go to Playback to choose the channel & date to play recordings, click the AcuSearch icon, the intelligent engine will automatically analyze the human/vehicle target in the frame, we can move mouse to choose one target, click the magnifying glass icon to search the target picture in different channels, and we can filter the search results by similarity or time, even export the clip.

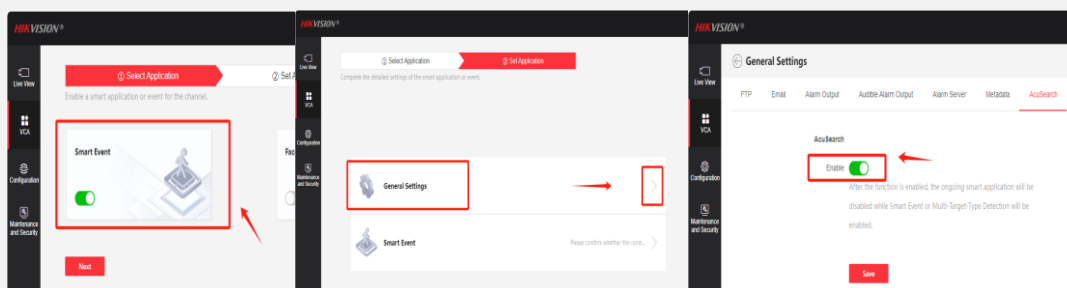


### 3.2 On EUI

For EUI NVR models, full channel support AcuSearch function, but only support AI by camera, it must pair with Hikvision cameras which support AcuSearch.

- Enable AcuSearch on IPC

Login camera's web page, go to VCA – Smart Event – General Settings – AcuSearch to enable AcuSearch.



**Note:** Once enable AcuSearch, it will automatically enable Smart Event's Metadata.

- Enable AcuSearch in Intelligent Search

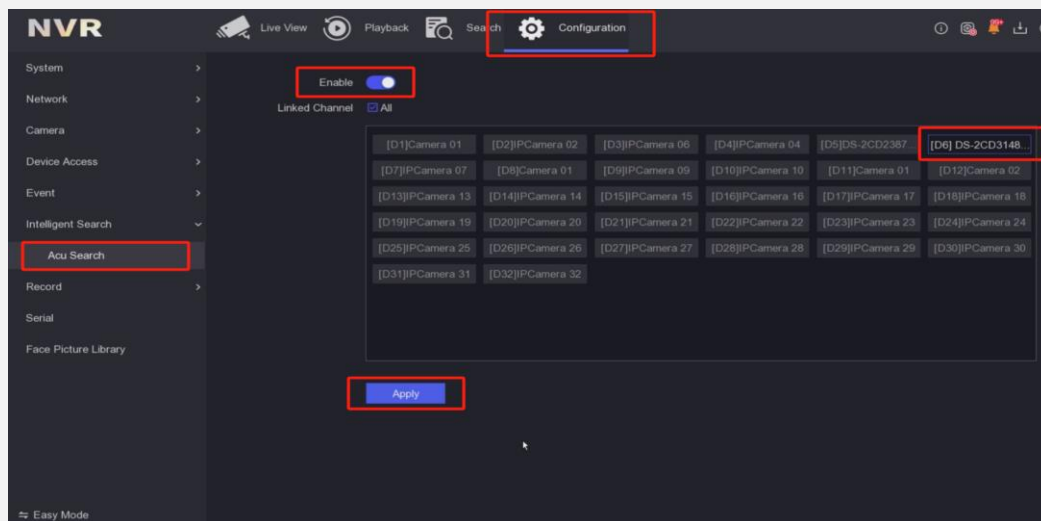
On NVR local GUI, go to Configuration – Intelligent Search – AcuSearch to enable this function, and link the cameras which support AcuSearch.

If you login to web page, please go to Configuration - VCA - AcuSearch to enable this function and select the channels you want to link, don't forget to click Save.



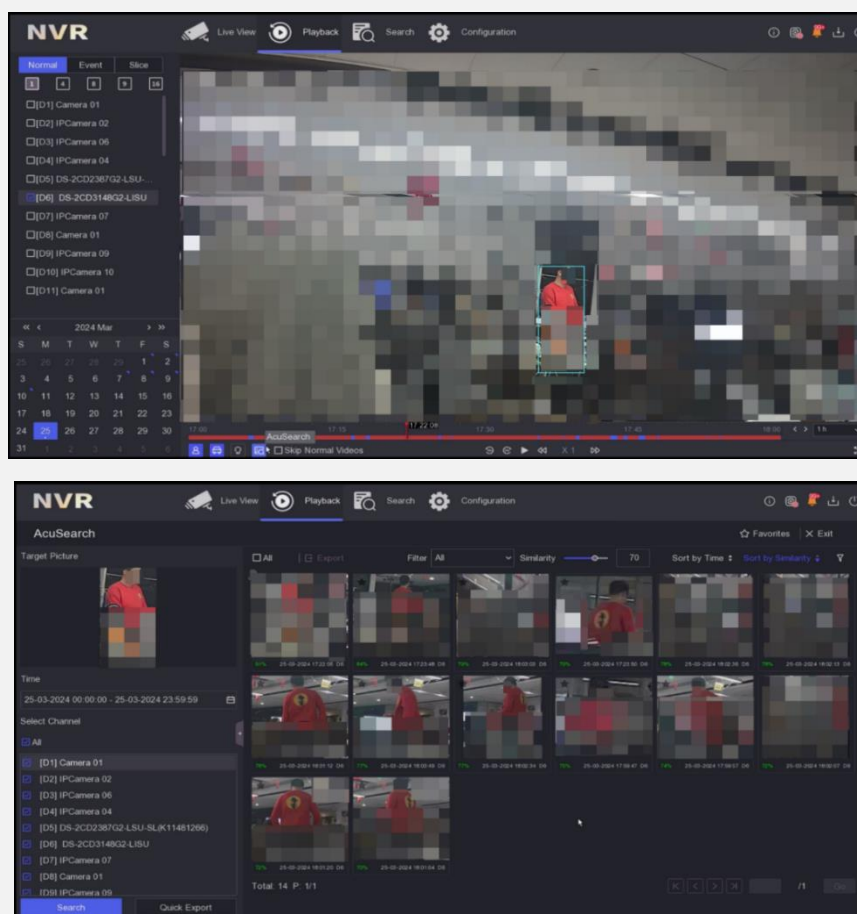
## 02 Product How to

### Dual-VCA search PK Smart Search PK AcuSearch



- Do AcuSearch on Playback

On NVR local GUI, go to Playback to choose the channel & date to play recordings, click the AcuSearch icon, the intelligent engine will automatically analyze the human/vehicle target in the frame, we can move mouse to choose one target, click the magnifying glass icon to search the target picture in different channels, and we can filter the search results by similarity or time, even export the clip.



## 02 Product How to

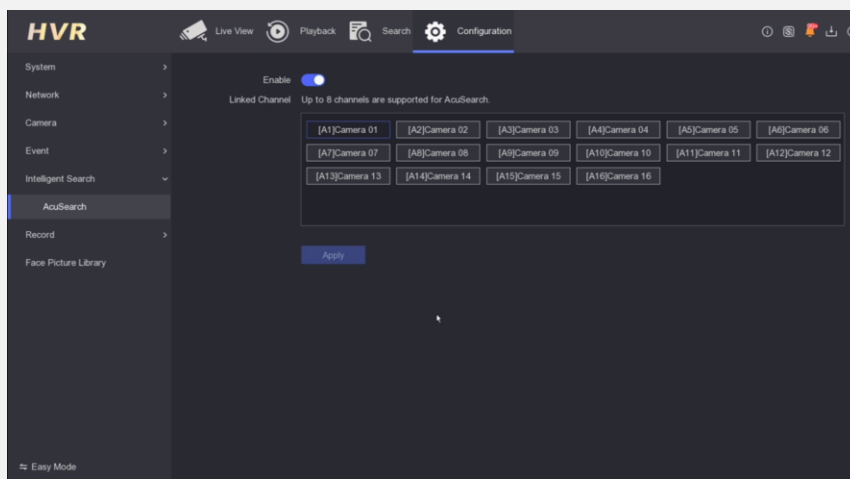
### Dual-VCA search PK Smart Search PK AcuSearch

#### 3.3 On EUI DVR

For EUI DVR, only analog camera channel support the AcuSearch function, channels that enabling AcuSearch function are the same with perimeter channels.

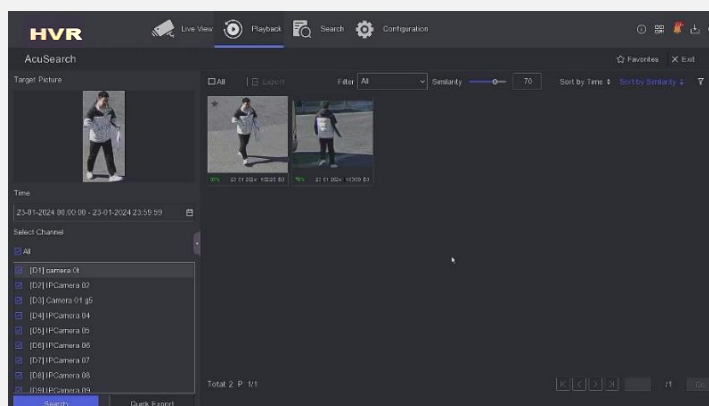
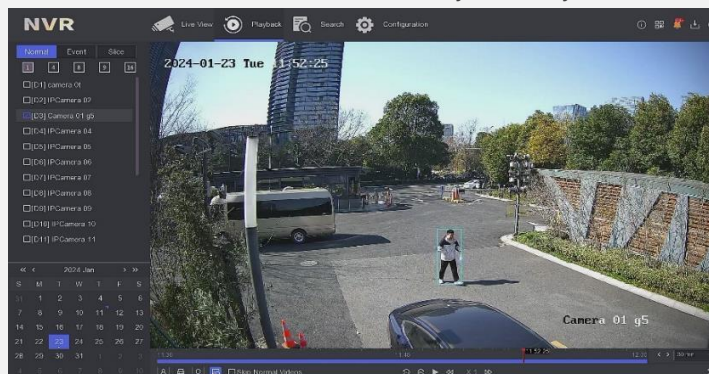
- Enable AcuSearch in Intelligent Search

On DVR local GUI, go to Configuration – Intelligent Search – AcuSearch to enable this function, and link the analog cameras which support AcuSearch.



- Do AcuSearch on Playback

On DVR local GUI, go to Playback to choose the channel & date to play recordings, click the AcuSearch icon, the intelligent engine will automatically analyze the human target in the frame, we can move mouse to choose one target, click the magnifying glass icon to search the target picture in different channels, and we can filter the search results by similarity or time, even export the clip.



## 03 Product Q&A

### Question 1 - Why I can't search target when doing AcuSearch on NVR?

Answer:

- Please check if AcuSearch has been enabled on camera, check "Save camera VCA data" already enabled in storage management on NVR;
- Please check the resolution of the front end camera, for each engine, up to 1-ch 8MP / 2-ch 4MP / 4-ch 2MP with traditional IP cameras or third party IP cameras;
- Please adjust the similarity value lower to check;
- Please contact with Hikvision support for further investigation.

### Question 2 - On NVR 5.0, why it can't do Dual VCA search by Motion, but support to do Dual VCA search by Line crossing & by Intrusion?

Answer:

For camera which already support Motion2.0, it not support to do Dual VCA search by Motion, please use AcuSearch function for better experience instead.

### Question 3 - Can I do AcuSearch with third party analog camera on DVR?

Answer:

DVR support to do AcuSearch on analog channel (including 3rd party analog cameras), but not support to do Acuearch on IPC channel.

### Question 4 - Why I can't search vehicle target by AcuSearch on NVR5.0?

Answer:

Please update your NVR to V5.04.020, from V5.04.020, AcuSearch starts to support search vehicle target in playback.

## 04 Survey

An informative and inspiring newsletter needs your continual contributions and feedback, please feel free to submit your comments in this survey by clicking the link or scanning QR code: <https://www.surveymonkey.com/r/8GFLXDZ>

It will take you 2 minutes to complete. Thanks for your time in advance.

### Hikvision Europe Monthly External Technical Newsletter Survey

